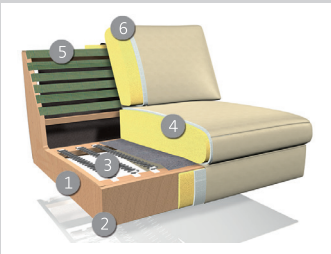


# MAXIMUS

## 59021



Effective: 04/20/2017



- 1. Frame:**  
Consists of hardwood and top-grade 3/4" plywood
- 2. Legs:**  
Standard wooden leg - F50 (available in all wood finishes)  
Optional wooden legs - F100 & F132 (available in all wood finishes)  
Optional metal runner - F105
- 3. Lower suspension:**  
No-sag springs
- 4. Seat:**  
High density polyurethane foam and dacron covered with a thin pad filled with latex, fiber and shredded foam
- 5. Back suspension:**  
Elastic webbing
- 6. Back:**  
High density polyurethane foam and dacron

F50 F100 F132



F105

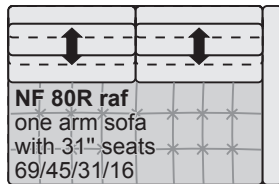


**Additional information:**

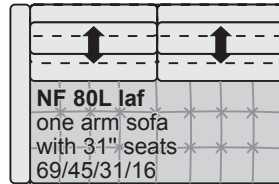
Contrast stitching available.  
Please refer to samples.  
Two-tone combinations available.



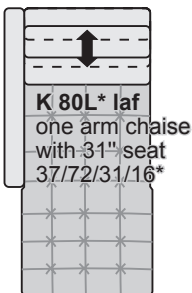
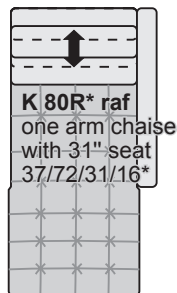
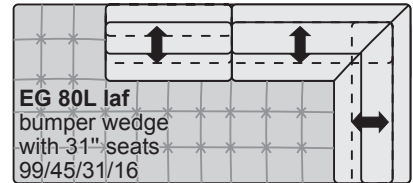
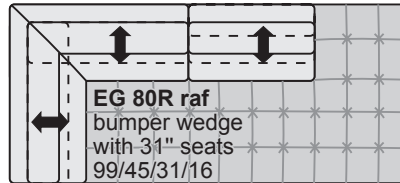
### Sectional pieces:



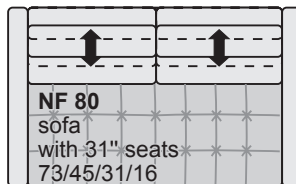
\*\*Standard power seat slider



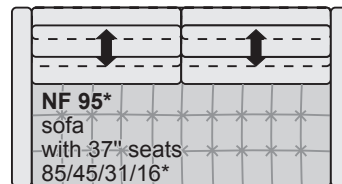
\*\*Standard power seat slider



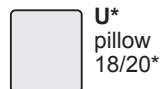
### Freestanding pieces:



\*\*Standard power seat slider



\*\*Standard power seat slider



**\*Pillows must be ordered separately**

Seat depth with back flipped up: 30"  
Seat depth with seat slider fully extended: 33"  
Seat depth with back flipped up and seat slider fully extended: 37"  
Total depth with seat slider fully extended: 53"  
Total height with back flipped up: 35"

All measurements are approximate: width/depth/height/seat height. Seat depth 26", arm height 23", arm width 5".  
Line drawings are in 1/4" scale.