

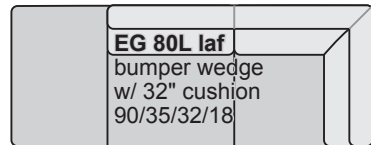
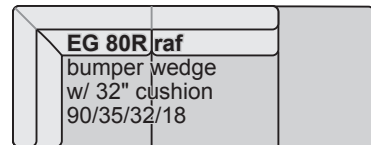
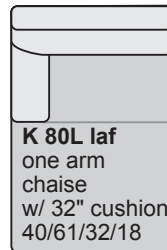
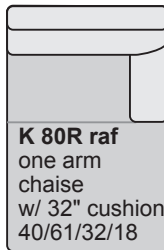
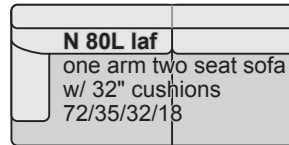
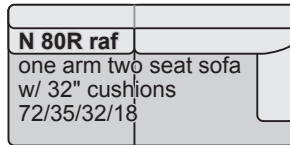
TOSCAA

64000

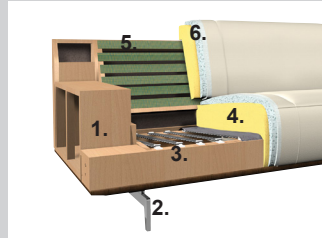
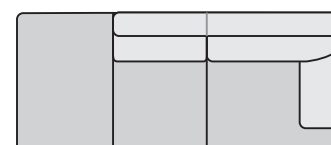
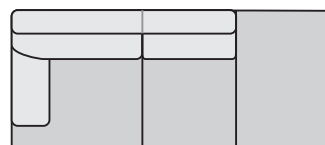
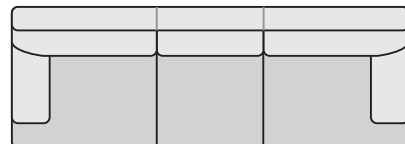
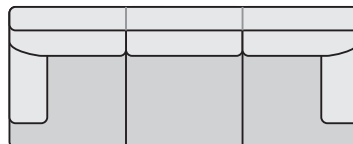
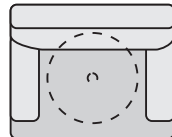


Effective: 10/20/2016

Sectional pieces:



Freestanding pieces:



- 1. Frame:**
Consists of hardwood and top-grade 3/4" plywood
- 2. Legs:**
Standard upholstered base with metal leg - F1X
Optional wooden leg - F132 (available in all wood finishes)
MD 65: Standard metal swivel base
- 3. Lower suspension:**
No-sag springs
- 4. Seat:**
High density polyurethane foam and dacron
- 5. Back suspension:**
Elastic webbing
- 6. Back:**
High density polyurethane foam wrapped with a mixture of polyester fibers and shredded foam



Additional information:
Contrast stitching available.
Please refer to samples.
Two-tone combinations not available.



All measurements are approximate: width/depth/height/seat height
Seat depth 23", arm height 23", arm width 9". Line drawings are in 1/4" scale.