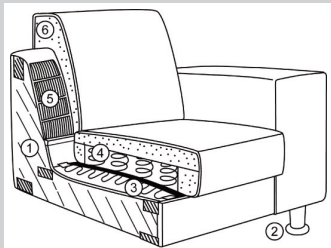


OCEANO


33073



Effective: 03/13/2017



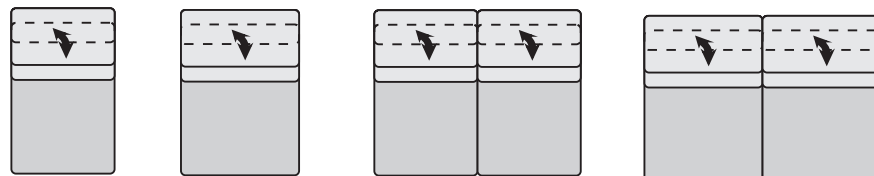
- 1. Frame:**
Consists of hardwood and top-grade 3/4" plywood
- 2. Legs:**
Standard metal leg - F129
Optional metal runner - F116
Optional wooden legs - F100 and F132 (available in all wood finishes)
- 3. Lower suspension:**
No-sag springs
- 4. Seat:**
Coil springs encased in high density polyurethane foam and dacron
- 5. Back suspension:**
Elastic webbing
- 6. Back:**
High density polyurethane foam and dacron



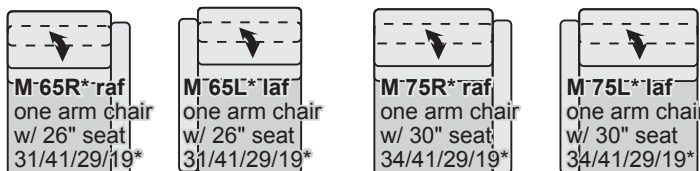
Cupholder color options:
*Standard silver cupholder
**Optional black cupholder

Additional information:
Contrast stitching available.
Please refer to samples.
Two-tone combinations available.

Sectional pieces without incliner:

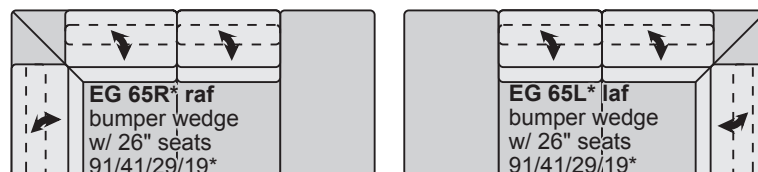


- M 65K***
armless chair
w/ 26" seat
26/41/29/19*
- M 75K***
armless chair
w/ 30" seat
30/41/29/19*
- N 65K***
armless loveseat
w/ 26" seats
51/41/29/19*
- N 75K***
armless two seat sofa
w/ 30" seats
59/41/29/19*

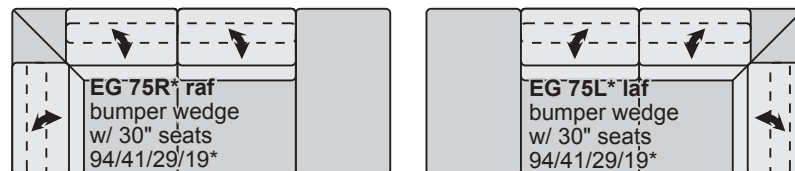


- M-65R* raf**
one arm chair
w/ 26" seat
31/41/29/19*
- M-65L* laf**
one arm chair
w/ 26" seat
31/41/29/19*
- M-75R* raf**
one arm chair
w/ 30" seat
34/41/29/19*
- M-75L* laf**
one arm chair
w/ 30" seat
34/41/29/19*

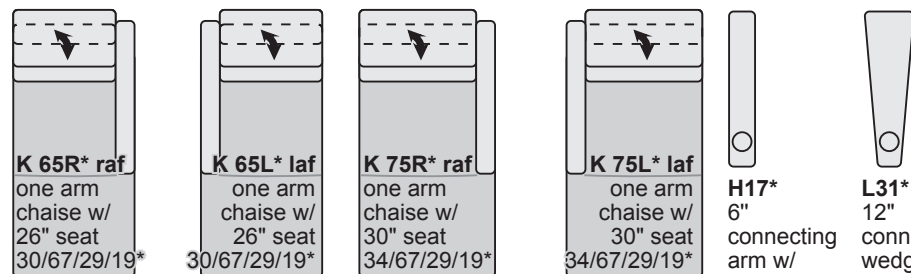
****Cupholders may not be added to any SKUs with one or two outside arms.**



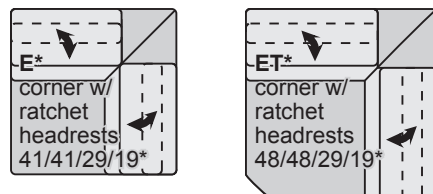
- EG 65R* raf**
bumper wedge
w/ 26" seats
91/41/29/19*
- EG 65L* laf**
bumper wedge
w/ 26" seats
91/41/29/19*



- EG 75R* raf**
bumper wedge
w/ 30" seats
94/41/29/19*
- EG 75L* laf**
bumper wedge
w/ 30" seats
94/41/29/19*



- K 65R* raf**
one arm chaise w/ 26" seat
30/67/29/19*
- K 65L* laf**
one arm chaise w/ 26" seat
30/67/29/19*
- K 75R* raf**
one arm chaise w/ 30" seat
34/67/29/19*
- K 75L* laf**
one arm chaise w/ 30" seat
34/67/29/19*
- H17***
6" connecting arm w/ cupholder
6/39/24*
- L31***
12" connecting wedge w/ cupholder
12/39/24*



- E***
corner w/ ratchet headrests
41/41/29/19*
- ET***
corner w/ ratchet headrests
48/48/29/19*

Total height when headrest extended upward: 38"
All measurements are approximate: width/depth/height/seat height.
Seat depth 23", arm height 24", arm width 5". Line drawings are in 1/4" scale.

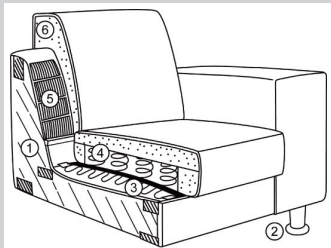
See next page.

OCEANO


33073



Effective: 03/13/2017



- 1. Frame:**
Consists of hardwood and top-grade 3/4" plywood
- 2. Legs:**
Standard metal leg - F129
Optional metal runner - F116
Optional wooden legs - F100 and F132 (available in all wood finishes)
- 3. Lower suspension:**
No-sag springs
- 4. Seat:**
Coil springs encased in high density polyurethane foam and dacron
- 5. Back suspension:**
Elastic webbing
- 6. Back:**
High density polyurethane foam and dacron



Cupholder color options:
*Standard silver cupholder
**Optional black cupholder

Additional information:
Contrast stitching available.
Please refer to samples.
Two-tone combinations available.

Freestanding pieces without incliner:

- G 75***
ottoman
30/30/19*
- ST***
plug-in
armrest
20/7/6*
- STC***
plug-in
armrest w/
cupholder
20/7/6*
- ST 2C***
plug-in
armrest
w/ two
cupholders
20/7/6*

Sectional pieces with incliner:

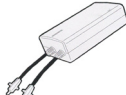

MF-65K* armless chair w/ 26" seat & incliner 26/41/29/19*	MF-75K* armless chair w/ 30" seat & incliner 30/41/29/19*	NF-65K* armless loveseat w/ 26" seats & incliners 52/41/29/19*	NF-75K* armless two seat sofa w/ 30" seats & incliners 59/41/29/19*
MF-65R* raf one arm chair w/ 26" seat & incliner 31/41/29/19*	MF-65L* laf one arm chair w/ 26" seat & incliner 31/41/29/19*	MF-75R* raf one arm chair w/ 30" seat & incliner 34/41/29/19*	MF-75L* laf one arm chair w/ 30" seat & incliner 34/41/29/19*
NF-65R* raf one arm loveseat w/ 26" seats & incliner RAF 56/41/29/19*	NF-65L* laf one arm loveseat w/ 26" seats & incliner LAF 56/41/29/19*		

****All skus with "F" (function) include power.**

****A manual incliner is not available.**

Total depth fully inclined: 61"
Total height when headrest extended upward: 38"

All measurements are approximate: width/depth/height/seat height.
Seat depth 23", arm height 24", arm width 5". Line drawings are in 1/4" scale.

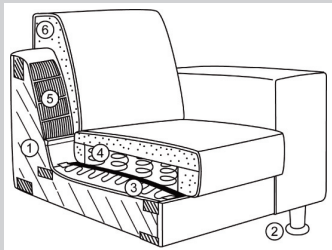
 Rechargeable battery pack BU36 - RAF BU30 - middle BU37 - LAF	 Additional power seat IFR - right seat IFM - middle seat IFL - left seat
--	---

OCEANO


33073



Effective: 03/13/2017



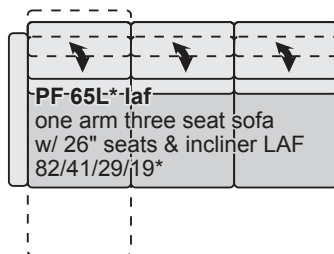
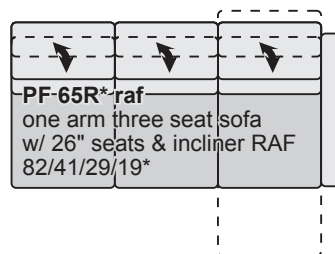
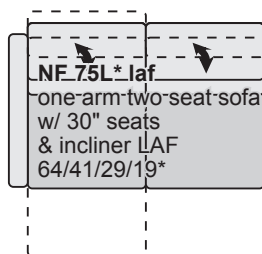
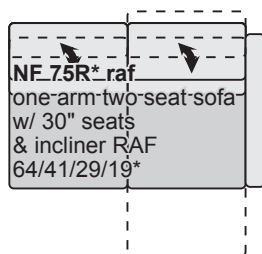
- 1. Frame:**
Consists of hardwood and top-grade 3/4" plywood
- 2. Legs:**
Standard metal leg - F129
Optional metal runner - F116
Optional wooden legs - F100 and F132 (available in all wood finishes)
- 3. Lower suspension:**
No-sag springs
- 4. Seat:**
Coil springs encased in high density polyurethane foam and dacron
- 5. Back suspension:**
Elastic webbing
- 6. Back:**
High density polyurethane foam and dacron



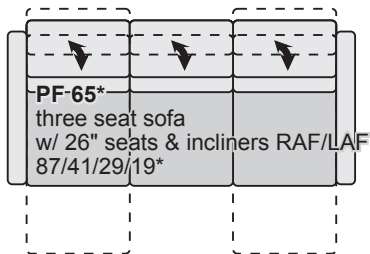
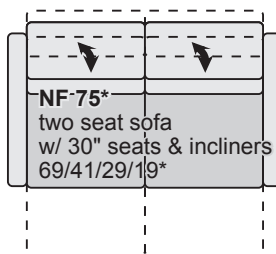
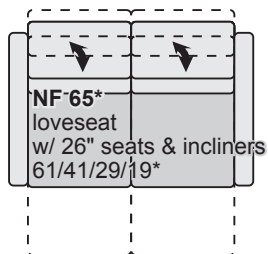
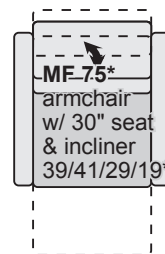
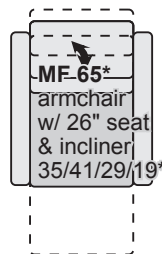
Cupholder color options:
*Standard silver cupholder
**Optional black cupholder

Additional information:
Contrast stitching available.
Please refer to samples.
Two-tone combinations available.

Sectional pieces with incliner:



Freestanding pieces with incliner:



****All skus with "F" (function) include power.**

****A manual incliner is not available.**

Total depth fully inclined: 61"
Total height when headrest extended upward: 38"

All measurements are approximate: width/depth/height/seat height.
Seat depth 23", arm height 24", arm width 5". Line drawings are in 1/4" scale.

<p>Rechargeable battery pack BU36 - RAF BU30 - middle BU37 - LAF</p>	<p>Additional power seat IFR - right seat IFM - middle seat IFL - left seat</p>