

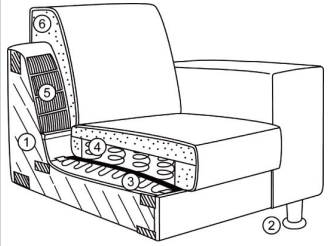
MIA

52575



Effective: 06/16/2016

Sectional pieces:



- 1. Frame:**
Consists of hardwood and top-grade 3/4" plywood
- 2. Legs:**
Standard metal runner - F1B
*Metal leg used on front of chaise skus when F1B ordered - F124
Optional metal leg - F62
Optional wooden legs - F50 & F131
(available in all wood finishes)
- 3. Lower suspension:**
No-sag springs
- 4. Seat:**
Coil springs encased in high density polyurethane foam and dacron
- 5. Back suspension:**
Elastic webbing
- 6. Back:**
High density polyurethane foam and dacron

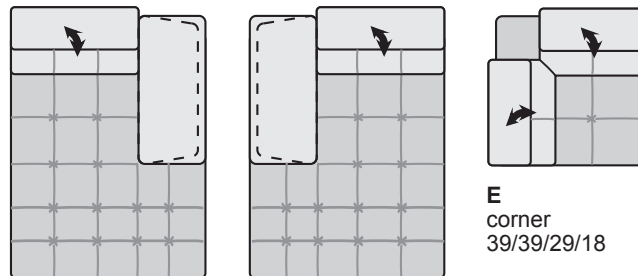



F1B F124 F62



F50 F131

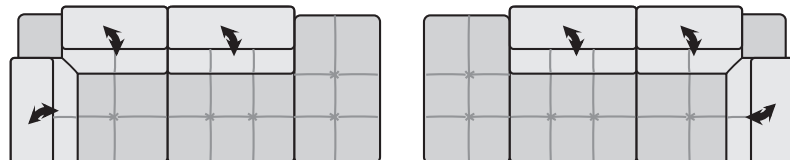


Additional information:
Contrast stitching available.
Please refer to samples.
Two-tone combinations available.



K 80R raf
one arm chaise
with ratchet arm
49/68/29/18

K 80L laf
one arm chaise
with ratchet arm
49/68/29/18



EG 80R raf
bumper wedge
91/39/29/18

EG 80L laf
bumper wedge
91/39/29/18


W.SCHILLIG

*Total height when headrest extended upward: 35"
All measurements are approximate: width/depth/height/seat height. Seat depth 22", arm height 19", arm width 17".
Line drawings are in 1/4" scale.

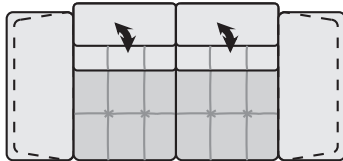
MIA

52575

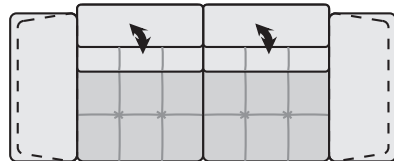


Effective: 06/16/2016


Freestanding pieces:



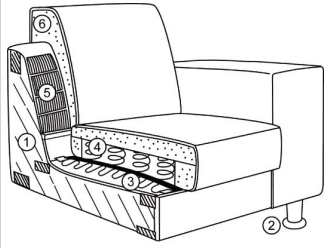
N 65
loveseat
with ratchet arms
85/39/29/18



N 80*
sofa
with ratchet arms
96/39/29/18*



G 80*
ottoman
31/31/29/18*



- 1. Frame:**
Consists of hardwood and top-grade 3/4" plywood
- 2. Legs:**
Standard metal runner - F1B
*Metal leg used on front of chaise skus when F1B ordered - F124
Optional metal leg - F62
Optional wooden legs - F50 & F131
(available in all wood finishes)
- 3. Lower suspension:**
No-sag springs
- 4. Seat:**
Coil springs encased in high density polyurethane foam and dacron
- 5. Back suspension:**
Elastic webbing
- 6. Back:**
High density polyurethane foam and dacron

F1B F124 F62



F50 F131



Additional information:
Contrast stitching available.
Please refer to samples.
Two-tone combinations available.



W.SCHILLIG

*Total height when headrest extended upward: 35"
All measurements are approximate: width/depth/height/seat height. Seat depth 22", arm height 19", arm width 17".
Line drawings are in 1/4" scale.