


HELENA

64251



Effective: 10/20/2016

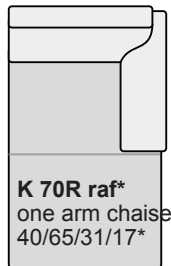
Sectional pieces:



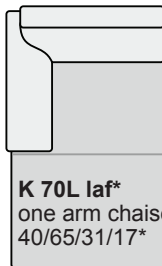
- 1. Frame:**
Consists of hardwood and top-grade 3/4" plywood
- 2. Legs:**
Standard wooden leg F131 (available in all wood finishes)
Optional metal leg - F30
Optional metal runner - F12
Metal caster for ottomen - F6R
- 3. Lower suspension:**
No-sag springs
- 4. Seat:**
Coil springs encased in high density polyurethane foam and dacron covered with a mixture of polyester fibers and shredded foam
- 5. Back suspension:**
Elastic webbing
- 6. Back:**
High density polyurethane foam and a high-quality mixture of polyester fibers and shredded foam




Additional information:
Contrast stitching available.
Please refer to samples.
Two-tone combinations not available.




K 70R raf*
one arm chaise
40/65/31/17*



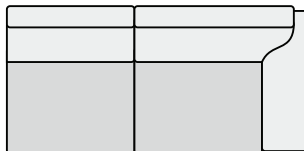
K 70L laf*
one arm chaise
40/65/31/17*




N 70R* raf
one arm loveseat
67/37/31/17*




N 70L* laf
one arm loveseat
67/37/31/17*




N 80R raf
one arm two seat sofa
75/37/31/17




N 80L laf
one arm two seat sofa
75/37/31/17



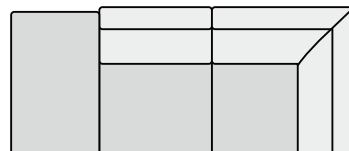
N 90R* raf
one arm two seat sofa
83/37/31/17*



N 90L* laf
one arm two seat sofa
83/37/31/17*



EG 70R raf
bumper wedge
37/86/31/17



EG 70L laf
bumper wedge
37/86/31/17

All measurements are approximate: width/depth/height/seat height.
Seat depth 23", arm height 21", arm width 11".
Line drawings are in 1/4" scale.


HELENA

64251

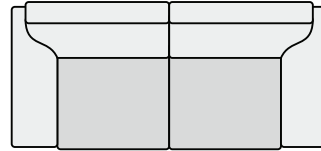


Effective: 10/20/2016

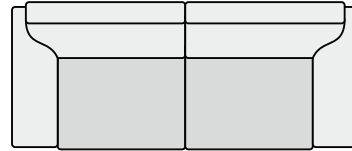
Freestanding pieces:



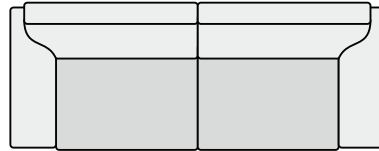
- 1. Frame:**
Consists of hardwood and top-grade 3/4" plywood
- 2. Legs:**
Standard wooden leg F131 (available in all wood finishes)
Optional metal leg - F30
Optional metal runner - F12
Metal caster for ottomen - F6R
- 3. Lower suspension:**
No-sag springs
- 4. Seat:**
Coil springs encased in high density polyurethane foam and dacron covered with a mixture of polyester fibers and shredded foam
- 5. Back suspension:**
Elastic webbing
- 6. Back:**
High density polyurethane foam and a high-quality mixture of polyester fibers and shredded foam



N 70
loveseat
79/37/31/17



N 80
two seat sofa
87/37/31/17



N 90
two seat sofa
94/37/31/17



G 70*
ottoman
28/28/17*



G 140*
ottoman
56/28/17*



Additional information:
Contrast stitching available.
Please refer to samples.
Two-tone combinations not available.

Model Specific Information
The upholstery on this model has intentionally been loosely applied to create a relaxed visual effect. This is not a quality defect but a model specific characteristic that guarantees optimum seating comfort.

Cushion Information
The seat and back cushions comprise of a high-quality mixture of polyester fibers and shredded foam. Depression of this filling can result over time with use, which is a typical product characteristic.

All measurements are approximate: width/depth/height/seat height.
Seat depth 23", arm height 21", arm width 11".
Line drawings are in 1/4" scale.



W.SCHILLIG