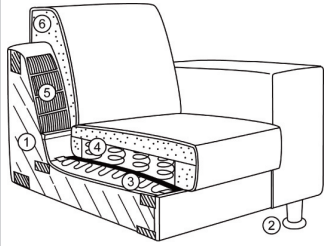


# BOOW

## 62350



Effective: 10/20/2016



- 1. Frame:**  
Consists of hardwood and top-grade 3/4" plywood
- 2. Legs:**  
Standard metal runner - F12  
Optional wooden leg - F131  
(available in all wood finishes)  
G147 & GF147: Standard silver  
caster - F6R
- 3. Lower suspension:**  
No-sag springs
- 4. Seat:**  
Coil springs encased in high  
density polyurethane foam and  
dacron
- 5. Back suspension:**  
Elastic webbing
- 6. Back:**  
High quality mixture of fiberfill and  
shredded foam

F12

F131

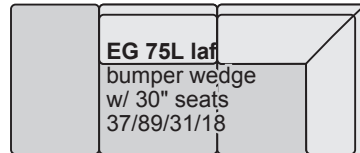
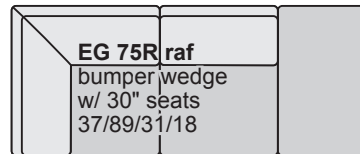
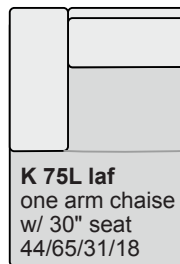
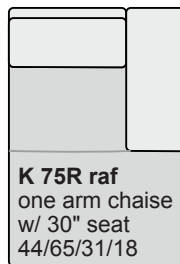
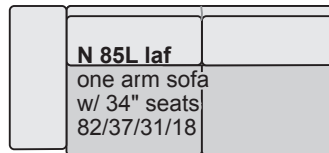
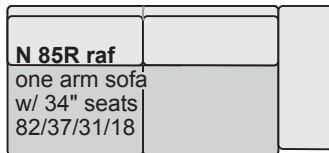
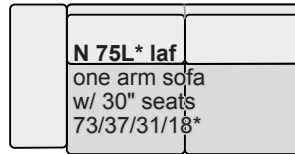
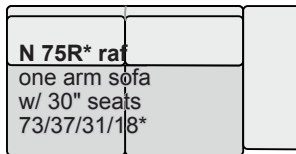


F6R

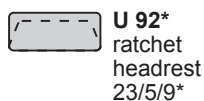
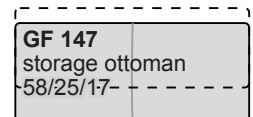
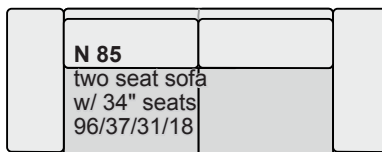
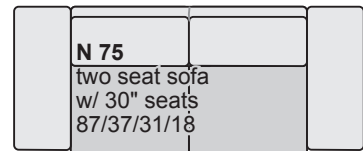
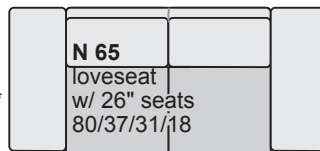
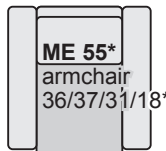


**Additional information:**  
Contrast stitching available.  
Please refer to samples.  
Two-tone combinations available.

### Sectional pieces:



### Freestanding pieces:



\*\*Total height of GF 147  
if raised open: 35"

W. SCHILLIG

All measurements are approximate: width/depth/height/seat height.  
Seat depth 23", arm height 20", arm width 14".  
Line drawings are in 1/4" scale.